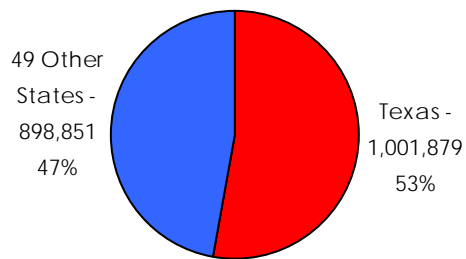


## 2010 TEXAS FACTS from the U.S. CENSUS

### Texas Children

- One out of every 11 U.S. children lives in Texas (6.9 million).<sup>1</sup>
- Nearly one out of every four persons in Texas is under 18 years of age (27.3%).<sup>2</sup>
- Between 2000 and 2010, the number of children in the U.S. increased by 1.9 million. Over one-half (53%) of this increase was due to the increase in the number of kids in Texas.<sup>2</sup>

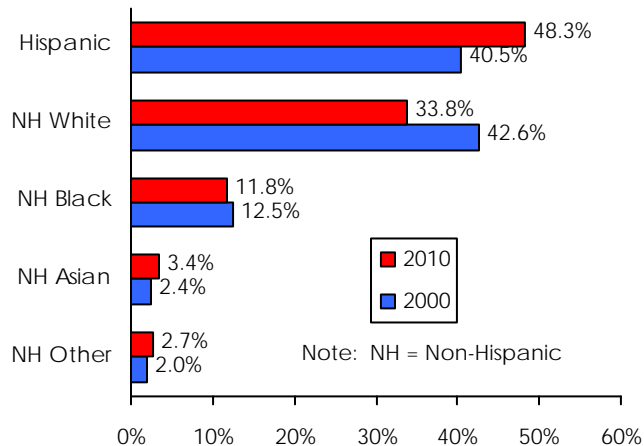
Increase in the Number of Children <18  
U.S. & Texas, 2000-2010



Total Increase in the U.S. = 1,900,730

- Among those under 18 years of age in Texas, Hispanics made up nearly half (48.3%) of the population in 2010, increasing from 40.5% in 2000.<sup>2</sup>

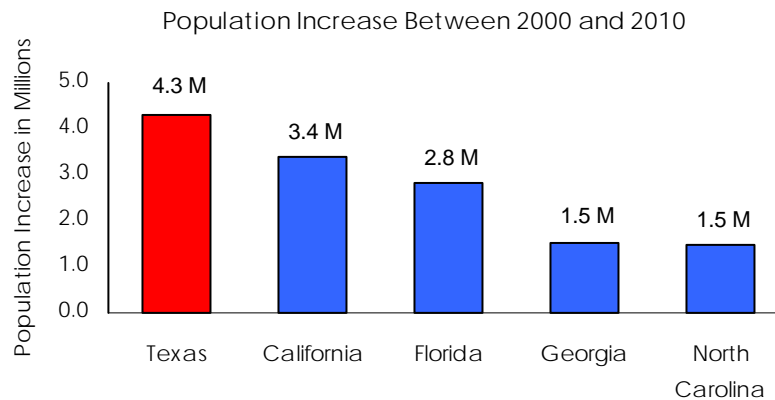
Texas Population <18 by Race/Ethnicity  
2000 and 2010



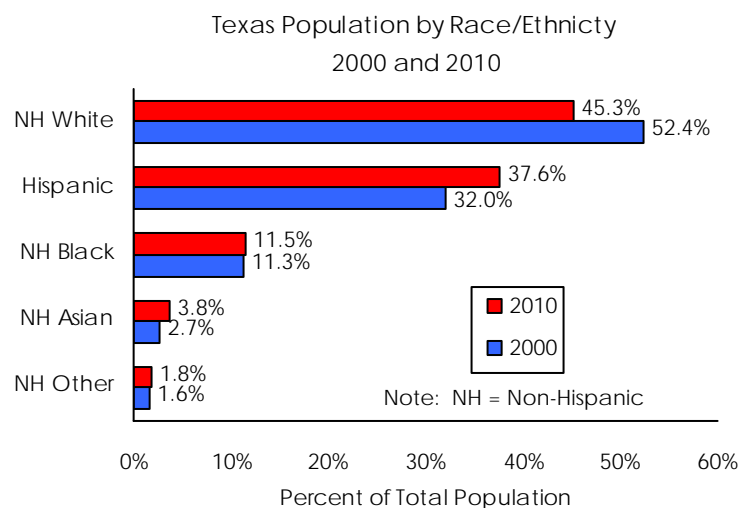
- Webb County has the youngest population in the U.S. with children younger than 5 years of age comprising 13% of the population.<sup>2</sup>
- One out of every six Texas children under 18 years of age (16.3%) was uninsured in 2010, ranking Texas 49<sup>th</sup> out of the 50 states. One out of every 10 U.S. kids was uninsured (9.8%).<sup>3</sup>

The State

- Texas was responsible for 16% of the population increase in the U.S. between 2000 and 2010.<sup>2</sup>
- The state’s population increased from 20.8 million in 2000 to 25.1 million in 2010, an increase of 21%.<sup>2</sup>
- Texas gained more population than any other state between 2000 and 2010 adding 4.3 million people.<sup>2</sup>



- Three Texas cities – Houston (4<sup>th</sup>), San Antonio (7<sup>th</sup>), and Dallas (9<sup>th</sup>) – are in the 10 most populous cities in the U.S.<sup>2</sup>
- Non-Hispanic whites made up 45.3% of the total Texas population in 2010, declining from 52.4% of the total population in 2000.<sup>2</sup>



- One out of every four (24.6%) Texans was uninsured in 2010, the highest uninsured rate for any state in the U.S. The U.S. uninsured rate was 16.3%.<sup>3</sup>

Sources: 1. U.S. Census Bureau & Center for Public Policy Priorities. 2. U.S. Census Bureau & Office of the State Demographer, Texas State Data Center. 3. U.S. Census Bureau, Current Population Survey, Annual Social and Economic Supplement.